

8-Port PoE Switch with 1-Port Uplink

User's Manual

FCC Warning

This device has been tested and found to comply with limits for a Class A digital device, pursuant to Part 15 of FCC Rules. These limits are designed to provide reasonable protection against harmful interference when the equipment is operated in a commercial environment. This equipment generates and radiates radio frequency energy and, if not installed and used in accordance with the user's manual, it may cause interference in which case users will be required to correct interference at their own expenses.

CE Warning

This is a Class A product. In a domestic environment, this product may cause radio interference in which case the user may be required to take adequate measures.

Introduction

This switch provides 8 10/100M & 1 Port UTP uplink ports. It is designed for easy installation and high performance in an environment where traffic is on the network and the number of users increases continuously.


It consists of 8 PSE/PoE ports. That can solve the limitation of the power outlet location and offer the system designer a flexible solution to locate the network device everywhere.

The device size is specifically designed for medium to large workgroups. The Switch can be installed where space is limited; moreover it provides smooth network migration and easy upgrade to network capacity. The PoE switch can be wall-mounted.

Package Contents

Before you start to install this switch, please verify your package that contains the following items:

- One PoE Switch
- One Power Cord
- One User's Manual



Note: If any of these items is found missing or damaged, please contact your local supplier for replacement.

Key Features

- 8 Port 10/100M Nway (Auto-negotiation) Switch, 1 Port UTP uplink
- 8 PSE/PoE function ports
- Supporting the power Max. 30 W for each PSE/PoE port
- Compact size
- Auto-learn of networking configurations
- Auto-detect full/half-duplex modes for any port
- Dedicated full-duplex 200Mbps bandwidth
- Store-and-Forward switching methods
- IEEE 802.3x flow control for full-duplex and back-pressure flow control for half-duplex
- Non-blocking & Non-head-of-line blocking full wire speed forwarding
- Auto-MDI/MDI-X function for any port
- Smart plug & play
- poe switch extender 250m+CCTV mode

Front Panel (LEDs)

LED Indicators of 8 Port PoE Switch

LED	Status	Description
Power	On	Power is on.
	Off	Power is off.
FE LAN 1~8	On	Port is for connection.
	Off	No connection.
FE LAN 9	Flashing	Data is transmitting or receiving
	On	Port is linked to Power Device
PoE	Off	No Power Device is connected

DIP Switch Setting


The front panel of device provides one DIP switch for "Normal" and "Extend" mode selections. The detailed descriptions are shown in the following table.

DIP Switch Mode	Function
Normal (default)	This mode makes the device operate as a general switch and all ports operate at 10/100Mbps auto-negotiation.
Extend	<ul style="list-style-type: none"> ● This mode makes the device operate as a VLAN isolation switch and port 1 to port 8 will isolate respectively., port 1 to port 8 can only communicate with uplink port. ● This mode also makes the device operate at auto-negotiation 10Mbps speed duplex mode only, but the delivery distance of PoE power and network data can reach 250m.

Connections


Switch/Hub to this 8 Port PoE Switch

This switch provides automatic crossover detection functionality for any port. It is simple and friendly to up-link via its 1 FE port to another switch without crossover cable.



PC/Other devices to this 8 Ports Fast Ethernet Switch

Via a twisted pair cable straight through, this switch can be connected to PCs, servers and other network devices.



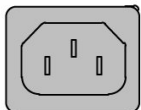
Power Device to this 8 Port PoE Fast Ethernet Switch and getting 54V power source through Cat. 5 cables

Using Cat. 5 twisted-pair cable to connect Power Device to the port 1~8 of this switch, and then this switch will supply 54 V power to Power Device over Cat. 5 twisted-pair cable. Please be noted Power Device should also comply with IEEE 802.3at/af.

Rear Panel (Power)

AC input

AC input (100~240V/AC, 50~60Hz)



Technical Specifications

Standards	IEEE 802.3 10BaseT IEEE 802.3u 100-BASE-TX IEEE 802.3x Flow Control IEEE 802.3at/af
Features	Number of Ports: 8 PSE/PoE Ports, 1 FE port MAC Address: 1K Buffer Memory: 128 KB Method: Store and Forward
Filtering/ Forwarding Rates	100Mbps port - 148,800pps 10Mbps - 14,880pps
Transmission Media	10BaseT Cat. 3, 4, 5 UTP/STP 100BaseTX Cat. 5 UTP/STP
LED Indicators	Per Port: LAN (Green)/PoE (Orange) Per Unit: Power (Orange)
Power Input	100~240V/AC, 50~60Hz
Power Output	54V/DC Per Port Output - 30 W Max Per Port 8 Ports at Full 15.4 W Output Supported
Power Consumption	System: 150W; PoE: Max. 123W
PoE Power Supply Type	1/2(+), 3/6(-), Mode-A, End-Span
Weight	1.6 kgs (with packing)
Operating Temperature	0 to 40°C
Storage Temperature	-40 to 70°C
Humidity	10 to 90% RH (non-condensing)
Certifications	FCC Class A, CE
Dimensions	230x150x44mm (L x W x H)